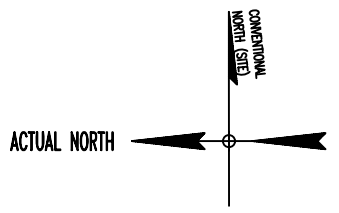


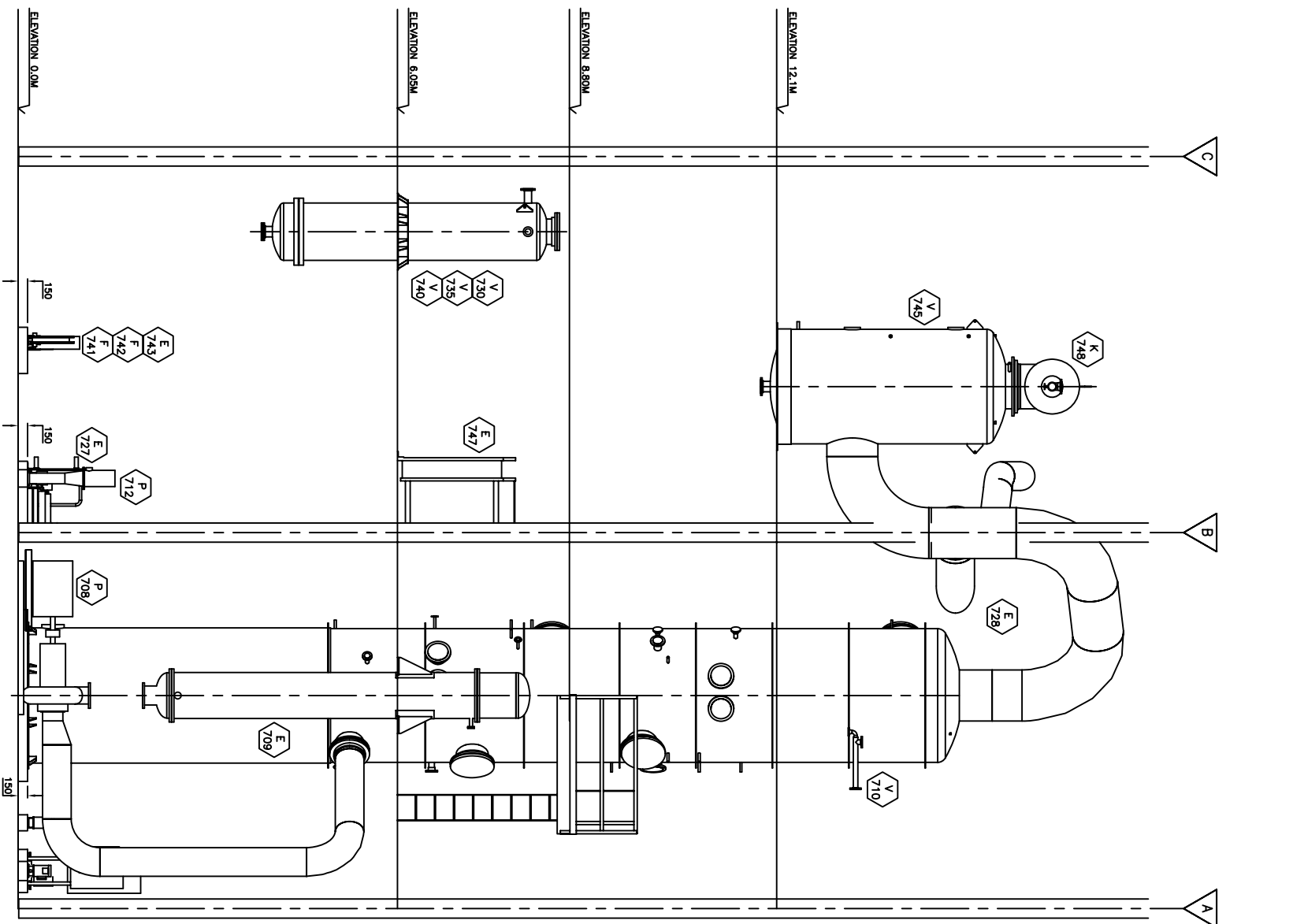
1 PLAN VIEW AT ELEVATION 12.1M
SHT 2 SCALE 1/4" = 1'-0"



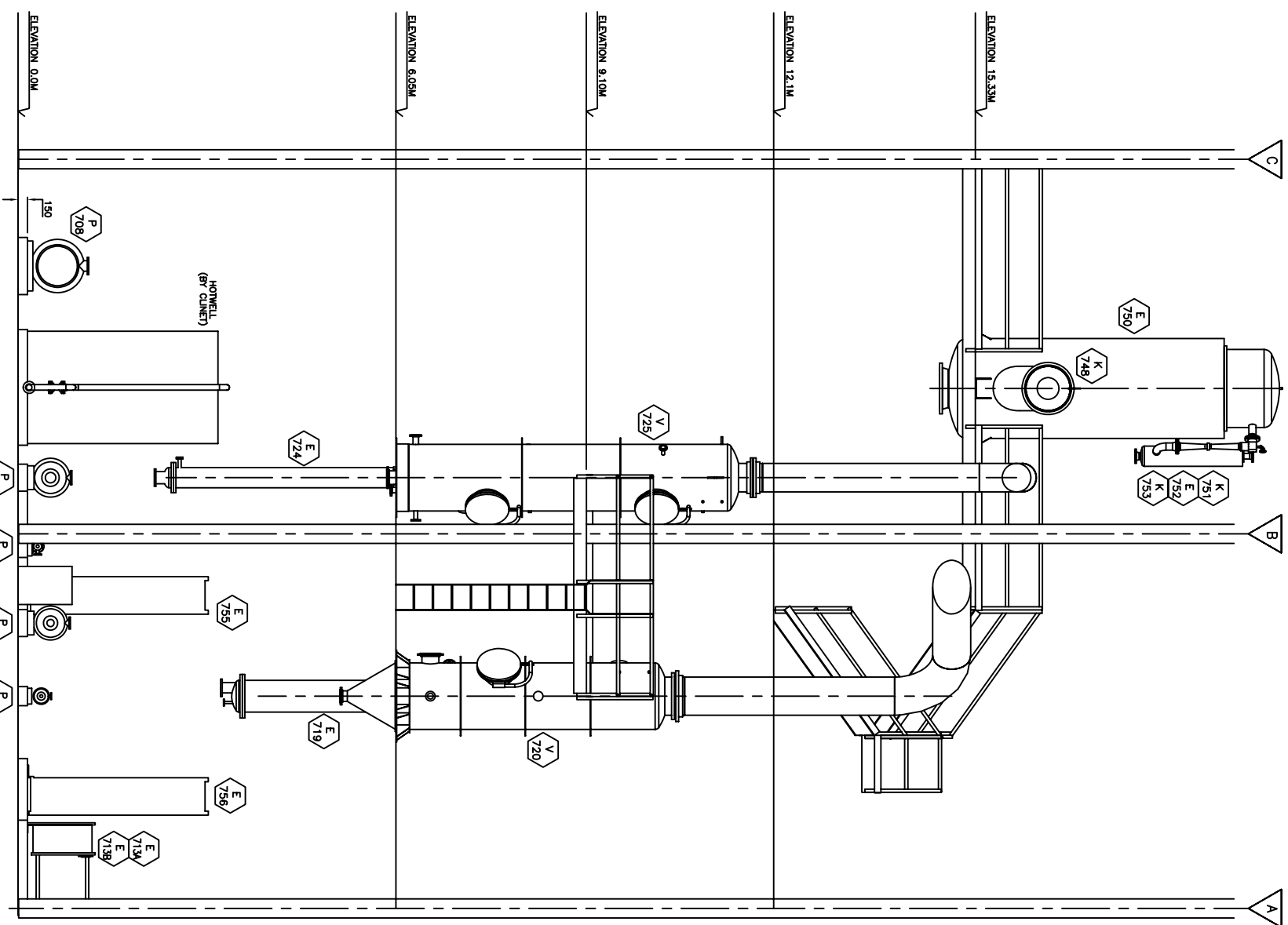
PROPRIETARY AND CONFIDENTIAL
 DO NOT REPRODUCE, TRANSMIT OR DISCLOSE
 THIS INFORMATION WITHOUT WRITTEN CONSENT OF
 CROWN IRON WORKS COMPANY

S.O. NUMBER:	DR.										
ORIGINAL FILE:	CHK.										
DATE:											
SCALE: 1/4" = 1'-0"											
PLANT LAYOUT											
80 MTD											
GLYCERINE REFINING											
REVISION DESCRIPTION	REVISION	BY	DATE	SHEET	2 OF 4	REV					

CROWN IRON WORKS CO.
 MINNEAPOLIS, MINNESOTA 55440
 THIS DRAWING AND INFORMATION ARE THE PROPERTY OF
 CROWN IRON WORKS COMPANY AND ARE NOT TO BE COPIED
 OR REPRODUCED IN ANY MANNER WITHOUT THE WRITTEN
 PERMISSION OF CROWN IRON WORKS COMPANY



1 SECTION VIEW
 (SHEET 3) SCALE 1/4" = 1'-0"

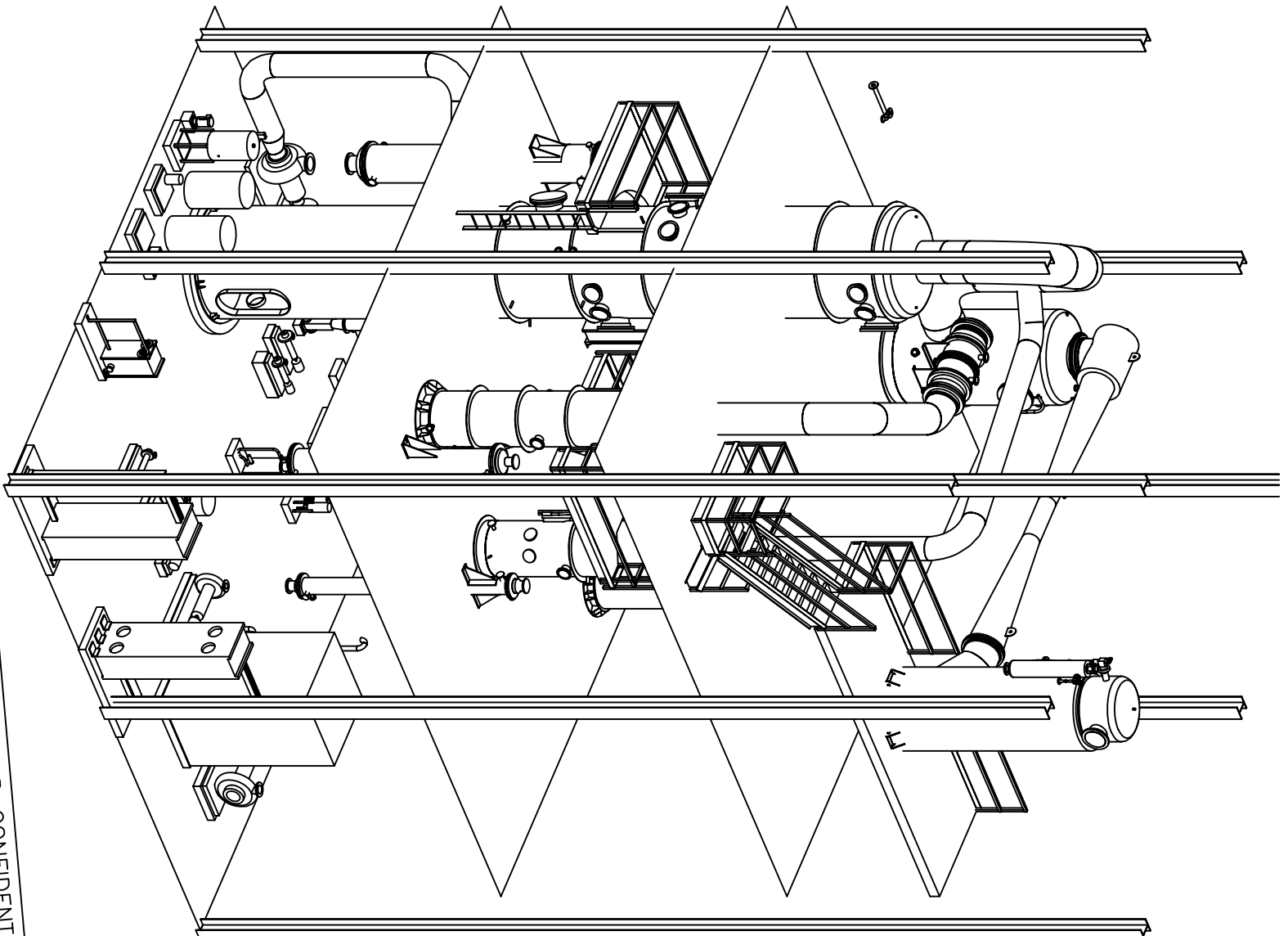
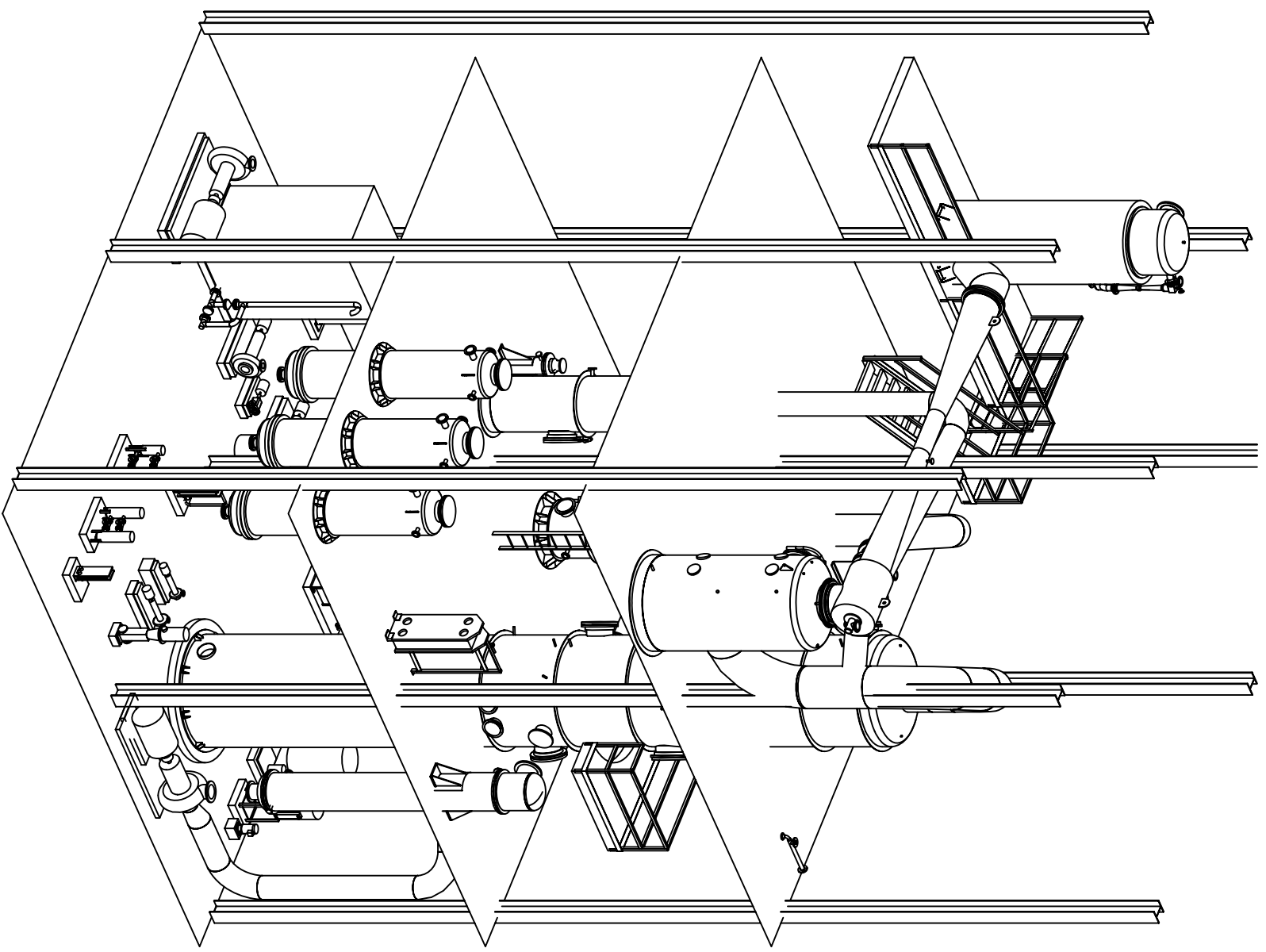


2 SECTION VIEW
 (SHEET 3) SCALE 1/4" = 1'-0"

- NOTE:
1. ALL EQUIPMENT, EXCEPT P-708 AND P-711 TO BE SET ON 150mm HIGH CONCRETE PADS.
 2. P-708 SET AT ELEVATION 0.0M
 3. P-711 SET ON PAD 244mm HIGH.

PROPRIETARY AND CONFIDENTIAL
 DO NOT REPRODUCE, TRANSMIT OR DISCLOSE
 THIS INFORMATION WITHOUT WRITTEN CONSENT OF
CROWN IRON WORKS COMPANY

S.O. NUMBER:	DR.		CROWN IRON WORKS CO. 1000 W. WASHINGTON ST., MINNEAPOLIS, MINNESOTA 55440
ORIGINAL FILE:	CHK.		
PLAT INFO:	DATE:	SCALE: 1/4"=1'-0"	THIS DRAWING AND INFORMATION ARE THE PROPERTY OF CROWN IRON WORKS COMPANY AND ARE NOT TO BE COPIED OR REPRODUCED IN ANY MANNER WITHOUT THE WRITTEN PERMISSION OF CROWN IRON WORKS COMPANY.
	D		
PRELIMINARY ISSUE FOR REVIEW	JMK		PLANT LAYOUT 80 MTD GLYCERINE REFINING
REVISION DESCRIPTION	REVISION BY	DATE	
			SHEET 3 OF 4 REV D



PROPRIETARY AND CONFIDENTIAL
 DO NOT REPRODUCE, TRANSMIT OR DISCLOSE
 THIS INFORMATION WITHOUT WRITTEN CONSENT OF
 CROWN IRON WORKS COMPANY

S.O. NUMBER:	DR.	CROWN IRON WORKS CO. MINNEAPOLIS, MINNESOTA 55440
ORIGINAL FILE:	CHK.	THIS DRAWING AND INFORMATION ARE THE PROPERTY OF CROWN IRON WORKS COMPANY AND ARE NOT TO BE COPIED OR REPRODUCED IN ANY MANNER WITHOUT THE WRITTEN CONSENT OF CROWN IRON WORKS COMPANY
DATE:	DATE:	
SCALE: 1/4"=1'-0"	SCALE: 1/4"=1'-0"	
FLOT INFO:		

ISSUE FOR STEEL DESIGN				

REVISION DESCRIPTION	REVISION	BY	DATE	SHEET	REV
				4 OF 4	

PLANT LAYOUT
 80 MTD
 GLYCERINE REFINING